



Archdiocese of Washington Catholic Schools

Academic Standards

Mathematics

3rd GRADE

Standard 1 - Number Sense

Students understand the relationships among numbers, quantities, and place value in whole numbers up to 1,000. They understand the relationship among whole numbers, simple fractions, and decimals.*

- MA.3.1.1 Count, read, and write whole numbers up to 1,000.
Example: Write 349 for the number “three hundred forty-nine.”
- MA.3.1.2 Identify and interpret place value in whole numbers up to 1,000. Example: Understand that the 7 in $4\underline{7}9$ represents 7 tens or 70.
- MA.3.1.3 Use words, models, and expanded form to represent numbers up to 1,000.
Example: Recognize that $492 = 400 + 90 + 2$.
- MA.3.1.4 Identify any number up to 1,000 in various combinations of hundreds, tens, and ones.
Example: 325 can be written as 3 hundreds, 2 tens, and 5 ones, or as 2 hundreds, 12 tens, and 5 ones, etc.
- MA.3.1.5 Compare whole numbers up to 1,000 and arrange them in numerical order.
Example: What is the smallest whole number you can make using the digits 4, 9, and 1? Use each digit exactly once.
- MA.3.1.6 Round numbers less than 1,000 to the nearest ten and the nearest hundred.
Example: Round 548 to the nearest ten.
- MA.3.1.7 Identify odd and even numbers up to 1,000 and describe their characteristics.
Example: Find the even number: 47, 106, 357, 629.
- MA.3.1.8 Show equivalent fractions* using equal parts.
Example: Draw pictures to show that $\frac{3}{5}$, $\frac{6}{10}$, and $\frac{9}{15}$ are equivalent fractions.
- MA.3.1.9 Identify and use correct names for numerators and denominators.
Example: In the fraction $\frac{3}{5}$, name the numerator and denominator.
- MA.3.1.10 Given a pair of fractions, decide which is larger or smaller by using objects or pictures.
Example: Is $\frac{3}{4}$ of a medium pizza larger or smaller than $\frac{1}{2}$ of a medium pizza? Explain your answer.
- MA.3.1.11 Given a set* of objects or a picture, name and write a decimal to represent tenths and hundredths.
Example: You have a pile of 100 beans and 72 of them are lima beans. Write the decimal that represents lima beans as a part of the whole pile of beans.
- MA.3.1.12 Given a decimal for tenths, show it as a fraction using a place-value model.
Example: Shade the part of a square that represents 0.7 and write the number $\frac{7}{10}$.
- MA.3.1.13 Interpret data displayed in a circle graph and answer questions about the situation.
Example: Have the students in your class choose the pizza they like best from these choices: cheese, sausage, or pepperoni. Use a spreadsheet to enter the number of students who chose each kind and make a circle graph of the data. Determine the most popular and the least popular kind of pizza, and explain what the circle and each pie slice represent.



Archdiocese of Washington Catholic Schools

Academic Standards

Mathematics

- MA.3.1.14 Identify whether everyday events are certain, likely, unlikely, or impossible.
Example: It is raining in your neighborhood. Is it certain, likely, unlikely, or impossible that the tree in your front yard will get wet?
- MA.3.1.15 Record the possible outcomes for a simple probability experiment.
Example: Have a partner toss a coin while you keep a tally of the outcomes. Exchange places with your partner and repeat the experiment. Explain your results to the class.

* whole number: 0, 1, 2, 3, etc.

* equivalent fractions: fractions with the same value (e.g., $\frac{1}{2}$, $\frac{2}{4}$, $\frac{3}{6}$, etc.)

* set: collection of objects, numbers, etc.



Archdiocese of Washington Catholic Schools

Academic Standards

Mathematics

Standard 2 - Computation

Students solve problems involving addition and subtraction of whole numbers. They model and solve simple problems involving multiplication and division.

- MA.3.2.1 Add and subtract whole numbers up to 1,000 with or without regrouping, using relevant properties of the number system.
Example: $854 - 427 = ?$. Explain your method.
- MA.3.2.2 Represent the concept of multiplication as repeated addition.
Example: Lynn made 3 baskets each week for 4 weeks. Draw a picture to show how many baskets she made.
- MA.3.2.3 Represent the concept of division as repeated subtraction, equal sharing, and forming equal groups.
Example: Bob shared 10 cookies among 5 friends. Draw a picture to show how many cookies each friend got.
- MA.3.2.4 Know and use the inverse relationship between multiplication and division facts, such as $6 \times 7 = 42$, $42 \div 7 = 6$, $7 \times 6 = 42$, $42 \div 6 = 7$.
Example: Find other facts related to $8 \times 3 = 24$.
- MA.3.2.5 Show mastery of multiplication facts for 0, 1, 2, 3, 4, 5, 6, 7, 8, 9 and 10.
Example: Know the answer to 6×5 .
- MA.3.2.6 Add and subtract simple fractions with the same denominator.
Example: Add $\frac{3}{8}$ and $\frac{1}{8}$. Explain your answer.
- MA.3.2.7 Use estimation to decide whether answers are reasonable in addition and subtraction problems.
Example: Your friend says that $79 - 22 = 27$. Without solving, explain why you think the answer is wrong.
- MA.3.2.8 Use mental arithmetic to add or subtract with numbers less than 100.
Example: Subtract 35 from 86 without using pencil and paper.



Archdiocese of Washington Catholic Schools

Academic Standards

Mathematics

Standard 3 - Algebra and Functions

Students select appropriate symbols, operations, and properties to represent, describe, simplify, and solve simple number and functional relationships.

- MA.3.3.1 Represent relationships of quantities in the form of a numeric expression or equation.
Example: Bill's mother gave him money to buy three drinks that cost 45 cents each at the concession stand. When he returned to the bleachers, he gave 25 cents change to his mother. Write an equation to find the amount of money Bill's mother originally gave him.
- MA.3.3.2 Solve problems involving numeric equations.
Example: Use your equation from the last example to find the amount of money that Bill's mother gave him, and justify your answer.
- MA.3.3.3 Choose appropriate symbols for operations and relations to make a number sentence true.
Example: What symbol is needed to make the number sentence $4 _ 3 = 12$ true?
- MA.3.3.4 Understand and use the commutative* and associative* properties of multiplication.
Example: Multiply the numbers 7, 2, and 5 in this order. Now multiply them in the order 2, 5, and 7. Which was easier? Why?
- MA.3.3.5 Create, describe, and extend number patterns using multiplication.
Example: What is the next number: 3, 6, 12, 24, ...? How did you find your answer?
- MA.3.3.6 Solve simple problems involving a functional relationship between two quantities.
Example: Ice cream sandwiches cost 20 cents each. Find the costs of 1, 2, 3, 4, ... ice cream sandwiches. What pattern do you notice? Continue the pattern to find the cost of enough ice cream sandwiches for the class.

* commutative property: the order when adding or multiplying numbers makes no difference (e.g., $5 + 3 = 3 + 5$), but note that this rule is not true for subtraction or division

* associative property: the grouping when adding or multiplying numbers makes no difference (e.g., in $5 + 3 + 2$, adding 5 and 3 and then adding 2 is the same as 5 added to $3 + 2$), but note that this rule is not true for subtraction or division



Archdiocese of Washington Catholic Schools



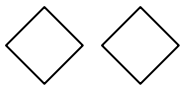
Academic Standards

Mathematics

Standard 4 - Geometry

Students describe and compare the attributes of plane and solid geometric shapes and use their understanding to show relationships and solve problems.

- MA.3.4.1 Identify quadrilaterals* as four-sided shapes.
Example: Which of these are quadrilaterals: square, triangle, or rectangle?
- MA.3.4.2 Identify right angles in shapes and objects and decide whether other angles are greater or less than a right angle.
Example: Identify right angles in your classroom. Open the classroom door until it makes a right angle with one wall and explain what you are doing.
- MA.3.4.3 Identify, describe, and classify: cube, sphere*, prism*, pyramid, cone, and cylinder.
Example: Describe the faces of a pyramid and identify its characteristics.
- MA.3.4.4 Identify common solid objects that are the parts needed to make a more complex solid object.
Example: Describe and draw a house made from a prism and a pyramid.
- MA.3.4.5 Draw a shape that is congruent* to another shape.
Example: Draw a triangle that is congruent to a given triangle. You may use a ruler and pencil or the drawing program on a computer.
- MA.3.4.6 Use the terms point, line, and line segment in describing two-dimensional shapes.
Example: Describe the way a triangle is made of points and line segments and how you know it is a triangle.
- MA.3.4.7 Draw line segments and lines.
Example: Draw a line segment three inches long.
- MA.3.4.8 Identify and draw lines of symmetry in geometric shapes (by hand or using technology).
Example: Use pencil and paper or a drawing program to draw lines of symmetry in a square. Discuss your findings.
- MA.3.4.9 Sketch the mirror image reflections of shapes.
Example: Hold up a cardboard letter F to a mirror. Draw the letter and the shape you see in the mirror.
- MA.3.4.10 Recognize geometric shapes and their properties in the environment and specify their locations.
Example: Write the letters of the alphabet and draw all the lines of symmetry that you see.

- * quadrilateral: a two-dimensional figure with four sides 
- * sphere: a shape best described as that of a round ball, such as a baseball, that looks the same when seen from all directions. 
- * prism: a solid shape with fixed cross-section (a right prism is a solid shape with two parallel faces that are congruent polygons and other faces that are rectangles) 
- * congruent: the term to describe two figures that are the same shape and size



Archdiocese of Washington Catholic Schools

Academic Standards

Mathematics

Standard 5 - Measurement

Students choose and use appropriate units and measurement tools for length, capacity, weight, temperature, time, and money.

- MA.3.5.1 Measure line segments to the nearest half-inch.
Example: Measure the length of a side of a triangle.
- MA.3.5.2 Determine equivalent measures of length. Give your answer in yards, feet and inches.
Example: Measure a length of string that is 36" and report the measurement as 1 yard or 3 feet.
- MA.3.5.3 Find the perimeter of a polygon*.
Example: Find the perimeter of a table in centimeters. Explain your method.
- MA.3.5.4 Estimate or find the area of shapes by covering them with squares.
Example: How many square tiles do we need to cover this desk?
- MA.3.5.5 Estimate or find the volumes of objects by counting the number of cubes that would fill them.
Example: How many of these cubes will fill the box?
- MA.3.5.6 Estimate and measure capacity using quarts, gallons, and liters.
Example: This bottle holds one liter. Estimate how many liters the sink holds.
- MA.3.5.7 Estimate and measure weight using pounds and kilograms.
Example: Estimate the weight of your book bag in pounds.
- MA.3.5.8 Compare temperatures in Celsius and Fahrenheit.
Example: Measure the room temperature using a thermometer that has both Celsius and Fahrenheit units. If the temperature in the room measures 70°F, will the Celsius measurement be higher or lower?
- MA.3.5.9 Tell time to the nearest minute.
Example: Using an analog clock, determine times such as 3:12 and 9:43
- MA.3.5.10 Find the value of any collection of coins and bills. Write amounts less than a dollar using the ¢ symbol and write larger amounts in decimal notation using the \$ symbol.
Example: You have 5 quarters and 2 dollar bills. How much money is that? Write the amount.
- MA.3.5.11 Use play or real money to decide whether there is enough money to make a purchase.
Example: You have \$5. Can you buy two books that cost \$2.15 each? What about three books that cost \$1.70 each? Explain how you know.
- MA.3.5.12 Carry out simple unit conversions within a measurement system (e.g., centimeters to meters, hours to minutes).
Example: How many minutes are in 3 hours?

* polygon: a two-dimensional shape with straight sides (e.g., triangle, rectangle, pentagon)



Archdiocese of Washington Catholic Schools

Academic Standards

Mathematics

Standard 6 - Problem Solving

Students make decisions about how to approach problems and communicate their ideas.

- MA.3.6.1 Analyze problems by identifying relationships, telling relevant from irrelevant information, sequencing and prioritizing information, and observing patterns.
Example: Solve the problem: "Start with any number. If it is even, halve it. If it is odd, add 1. Do the same with the result and keep doing that. Find what happens by trying different numbers."
"Try two or three numbers and look for patterns.
- MA.3.6.2 Decide when and how to break a problem into simpler parts.
Example: In the first example, find what happens to all the numbers up to 10.

Students use strategies, skills, and concepts in finding and communicating solutions to problems.

- MA.3.6.3 Apply strategies and results from simpler problems to solve more complex problems.
Example: In the first example, use your results for the numbers up to 10 to find what happens to all the numbers up to 20.
- MA.3.6.4 Express solutions clearly and logically by using the appropriate mathematical terms and notation. Support solutions with evidence in both verbal and symbolic work.
Example: In the first example, explain what happens to all the numbers that you tried.
- MA.3.6.5 Recognize the relative advantages of exact and approximate solutions to problems and give answers to a specified degree of accuracy.
Example: Measure the length and width of a room to the nearest meter to find how many student desks will fit in it. Would this be an accurate enough method if you were carpeting the room?
- MA.3.6.6 Know and use strategies for estimating results of whole-number addition and subtraction.
Example: You buy 2 bags of candy for \$1.05 each. The cashier tells you that will be \$1.70. Does that surprise you? Why or why not?
- MA.3.6.7 Make precise calculations and check the validity of the results in the context of the problem.
Example: In the first example, notice that the result of adding 1 to an odd number is always even. Use this to check your calculations.

Students determine when a solution is complete and reasonable and move beyond a particular problem by generalizing to other situations.

- MA.3.6.8 Decide whether a solution is reasonable in the context of the original situation.
Example: In the example about fitting desks into a room, would an answer of 1,000 surprise you?
- MA.3.6.9 Note the method of finding the solution and show a conceptual understanding of the method by solving similar problems.
Example: Change the first example so that you multiply odd numbers by 2 or 3 or 4 or 5, before adding 1. Describe the pattern you see.