



Catholic Schools
A Faith-Based Education
that Lasts a Lifetime

ESPA Regional Meetings

November 2023

CSO Agenda

Associate Superintendent

- ADW Staff Change
STAC – 11/16/2023

Operations

- ALICE Training
- Virtus – Safe Environment Training
- Inclement Weather
- Counseling Resources on Portal
- Updated Communicable Disease Summary
- Inform CSO of staff changes – counselors, resource teachers, nurses, etc.

Catholic Identity

- Black Catholic History Month

Academics

- Priority Standards
- Certification Cohort Timeline
- MSDE Textbook Grant
- MSDE Aging Schools Grant

Marketing & Enrollment

- HSPT
- Service Day – Cardinal Gregory Gift
- Fundraising Training

Strategic Planning

- SIS Update
- Tuition Assistance

ALICE Training Suggestions

eLearning Module—*ALICE for Schools*

<https://learn.navigate360.com/>

- Ask staff to complete prior to in-person training
- Contact Anne (dillona@adw.org) for adding staff
- Encourage staff to review other modules or assign modules
- All teachers should enroll in *ALICE Lesson Plans for K12*

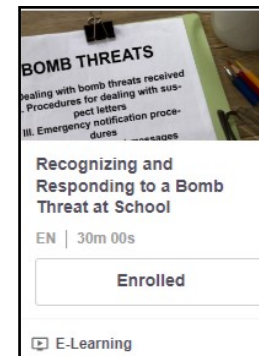
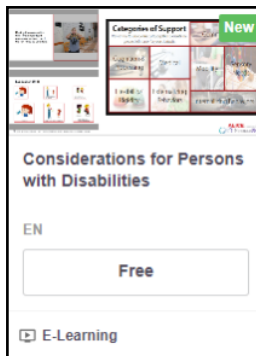
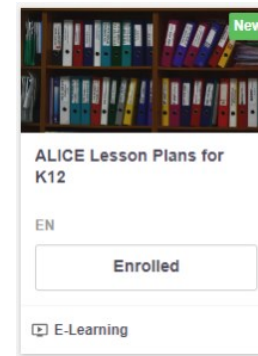
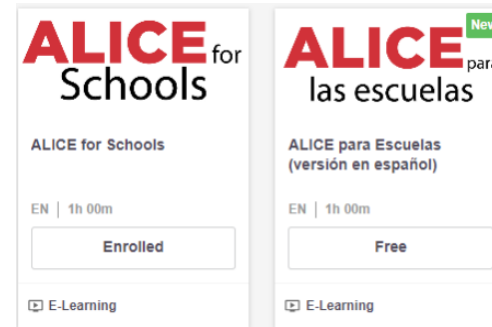
Teachers can download lesson plans by grade band

- Staff can self-enroll in modules—'Scroll down to Browse Content'

Content is organized in 4 main categories:

- ALICE Training for Schools
- Wellness Suite for K12
- Personal Safety Skills K12
- Safety and Emergencies

- Other modules that may be of interest....



Communicating the ALICE Program to Parents/Guardians

Resources:

- **PowerPoint presentation** on Principal Portal

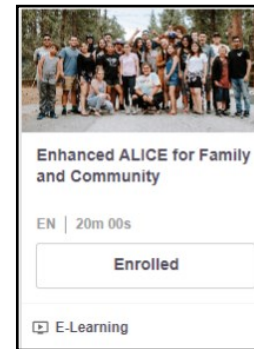
Review and customize it



- **Family/Community Module** on <https://learn.navigate360.com/>

Please review it first!

The module contains a link that can be emailed to families







- **Resources** on the training portal

<https://portal.alicetraining.com/>

Click 'Resources'

Click folder 'Enhanced ALICE Instructor'

	ALICE Parent Letter	DOWNLOAD
	Co-Branded Parent Night Flyer	DOWNLOAD
	Parent Night Invitation Sample	DOWNLOAD
	ALICE Printable Posters	DOWNLOAD

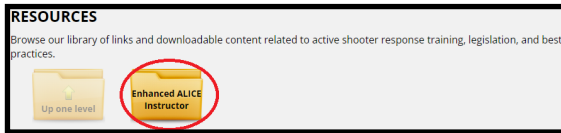
In-Person Training for Staff

- **Resources** on the training portal <https://portal.alicetraining.com/>

Click 'Resources'

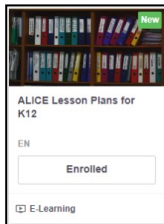


Click folder 'Enhanced ALICE Instructor'



1. Staff completes online module - *ALICE for Schools*
2. Gather in-person and use the presentation on portal: ALICE User Presentation
3. Use resources on portal to support training
4. Identify days for staff drills, scenarios, etc.
5. Introduce ALICE to students - Resources

Lesson Plans by grade level on Nav360 platform



Guidelines on ALICE Training Portal

Age-Appropriate Guidelines
for ALICE Training® at Any Age

6. Practice, practice, practice!

A.L.I.C.E. DRILL DO'S AND DON'TS

+ <u>DO</u>	⊘ <u>DON'T</u>
<ul style="list-style-type: none"> • Do share outdoor evacuation routes and rally points with all participants 	<ul style="list-style-type: none"> • Don't have an unplanned/unannounced ALICE Response Drill--Ever
<ul style="list-style-type: none"> • Do Inform: Students, faculty and staff, before/aftercare, subs, lunch crew, custodial help, parents, parish staff/pastor, neighbors, law enforcement, any volunteers who may be present, and the CSO of your drill plans! 	<ul style="list-style-type: none"> • Don't run during the drill, we can teach the concept without risking injury to students and faculty/staff
<ul style="list-style-type: none"> • Do share your reunification location (even if you don't journey there during drill) 	<ul style="list-style-type: none"> • Don't drill with fake weapons with students
<ul style="list-style-type: none"> • Do check your communications system before/during drill (walkie talkie, Zello, group text, etc.) 	<ul style="list-style-type: none"> • Don't use sounds of gunfire or terrifying noises with students
<ul style="list-style-type: none"> • Do consider and plan for your students with physical or emotional needs 	<ul style="list-style-type: none"> • Don't use fake blood in drills – this is good for first responders and soldiers, not young children
<ul style="list-style-type: none"> • Do create a plan of progression that builds from simplest, lowest-cost training; identifies obstacles and goals; and establishes a timeline 	<ul style="list-style-type: none"> • Don't surprise your reunification host with unannounced drill
<ul style="list-style-type: none"> • Do brief and debrief your team to discuss details/outcomes before and after drill 	<ul style="list-style-type: none"> • Don't incorporate unnecessary risks into your drills (2nd story evacuations, dangerous climbs, breaking glass, etc.)



ALICE Safe Scenario Guidelines

ALICE Certified Instructors should follow these safety guidelines when providing onsite scenario training as part of blended learning.

DOWNLOAD



Age Appropriate Handout

You can provide this handout to all educators to better understand what strategies work with each age group.

DOWNLOAD



ALICE Presentation Speaker Notes

This document contains the Speaker notes for the ALICE User Presentation, All ACI's will follow the words for each slide when presenting the User presentation.

DOWNLOAD



ILT Demonstration Guide

ALICE Certified Instructors can use these hands-on demonstrations to reinforce understanding of the ALICE training strategies as part of blended learning.

DOWNLOAD



User Participation Guide

The user participation guide can be downloaded printed and passed out to participants for your training to follow along.

DOWNLOAD



ALICE User Presentation - English

This presentation is designed for the ALICE Certified Instructor (ACI) to use after the eLearning is completed and before teaching hands-on training.

DOWNLOAD



ALICE User Presentation - Spanish

This presentation is designed for the ALICE Certified Instructor (ACI) to use after the eLearning is completed and before teaching hands-on training.

DOWNLOAD



After Action Report

This form can be used to document completion of drills and the results of the drills and exercises.

DOWNLOAD

Teacher Certification Pathways 2023-24



Catholic Schools
A Faith-Based Education
that Lasts a Lifetime

American Board for Certification of Teaching Excellence (ABCTE)

- Self-Paced, Online Program, 7-10 Months
- Private School Certification- Not transferrable to MSDE, Virginia, or District of Columbia
- Rolling admissions
- www.americanboard.org/private-schools/ \$ 1000

AMERICANBOARD
Your Community. Your Teachers.

Mount St. Mary's University

- ADW Sponsored Cohort, Online, 18-24 months
- Visit the Principal/Teacher Portal
- Cohort Begins January 2024



Marymount University

- ADW Sponsored Cohort, Online, 12-15 months
- Visit the Principal/Teacher Portal
- Cohort Begins Spring 2024



Notre Dame of Maryland University

- ADW Sponsored Cohort, Online, 2-Year Program
- Visit the Principal/Teacher Portal
- Cohort Begins January 2025



Catholic University of America

- ADW Sponsored Cohort, Online, 12-15 months
- Visit the Principal/Teacher Portal
- Cohort Begins Fall 2024



Trinity Washington University

- More information coming soon



Mount St. Mary's University ADW Cohort-Teacher Certification Timeline



4. **January 16, 2024**
Spring
Courses
Begin

3. **December 8, 2023**

Deadline for approved candidates to apply to Mount St. Mary's University at <https://admission.msmary.edu>

2. **November 10, 2023**

CSO approval email is sent to applicable participants.

Note: Official Transcripts-- must come to us directly from the college/university and the university must receive transcripts and all supporting documentation

1. **November 6, 2023**

Call to participate due. Please complete the form [here](#) to express your interest in participating.