

NWEA MAP Growth Accommodations

How to Assign Text-to-Speech

Introduction

How to assign the text-to-speech (or read-aloud) accommodation to a student.

Steps

To enable the built-in text-to-speech functionality on a MAP Growth assessment for a student:

1. Create or open a test session as normal and assign the test to a student. See [Set Up Testing for Students in the MAP Help Center](#).
2. Select the students you wish to assign text-to-speech to.
3. Verify that the student already has a test assigned. If not, click the **Assign Test(s)** button to assign a test. Text-to-speech is available for both English and Spanish tests but is not available for K-2 tests.
4. Select the **Accommodations** button. See [Accommodations and Accessibility in the MAP Help Center](#).
5. Scroll to either the **Embedded Designated Features** section or the **Embedded Accommodations** section.
 - The text-to-speech options are located under both sections, and the functionality is the same under either section.
6. Select **Text-to-speech**.
 - If the text-to-speech options are greyed out, verify that the student has an eligible test assigned. Text-to-speech is available for both English and Spanish tests but is not available for K-2 tests.
7. When you select Text-to-speech, by default all text will be read aloud. If you want to exclude some content from being read aloud, deselect one or more of the options shown. The available options are listed below:
 - Answer choices
 - Assets such as reading passages
 - Question directions
 - Questions/prompts

How do students use text-to-speech in a MAP Growth test?


Introduction

How do students use the text-to-speech functionality in a MAP Growth test?





Steps

Students with text-to-speech enabled for their test will see extra options in the toolbar at the top of their test, along with the standard test aids. Note that the proctor must assign the text-to-speech accommodation to the student for text-to-speech to be enabled, and text-to-speech is only available on tests designed for grades 2 and up. Refer to [How to assign text-to-speech to a student](#).

For students taking K-2 tests, the audio functionality is different. Refer to [Do all MAP Growth K-2 test questions have audio?](#) for information.



More detail on what each button does is available in the chart below:

Button	Description	What it does
	Play from beginning	Starts reading at the first text-to-speech-enabled portion of the item and continues reading all enabled portions of the item.
	Select to play	Select this button and click on any of the text-to-speech-enabled text you want read aloud. It will continue reading from there.
	Play/pause	While text-to-speech is speaking, you can pause or resume playing the audio with this button.
	Volume	Adjusts the volume up or down.

Text-to-Speech Tools are Missing

Refer to [Text-to-speech isn't working](#) for troubleshooting steps. Note that K-2 tests do have audio, but not text-to-speech, so they will not have the same tools. Refer to [Do all MAP Growth K-2 test questions have audio?](#) for details.

Practice tests (formerly test warm-ups) for MAP Growth

Introduction

Use practice tests to help prepare students for testing. There are practice tests for both MAP Growth and MAP Growth K-2.

Information

How do we use the practice tests?

Students

Students can access the practice tests in multiple ways:

- From the test session login page by clicking the **Try the Practice Test** link.
- From the test session login page by selecting **Student Resources > MAP Growth Grades K-2** or **MAP Growth Grades 2+ > Practice Test > Open Practice Test**.
- By using the direct URL: <http://practice.mapnwea.org>.

Practice test username and password:

The username and password for the practice tests is "**grow**".

Proctors

For full instructions, see [Practice Tests for MAP Growth](#) in the MAP Help Center.

Are the practice tests adaptive?

No, the practice tests are fixed form, not adaptive. The practice test displays a variety of items that show the wide span of the test. Grades K-2, grades 2-5, and grades 6-12 will see the same items, regardless of grade chosen, that match their appropriate test form. The purpose of the practice tests is to introduce the test form, function, and types of items, not to prepare students for the content.

What grades and subjects are available?

Practice tests are available for the following grades and subjects:

- Math: K-12
- Reading: K-12
- Spanish Math: K-12
- Spanish Reading: K-8

- Language: 2-12
- Science: 3-8

Grade 2 students are able to choose between a practice version of the Growth: K-2 test with audio support and the standard Growth test.

Do the practice tests have text-to-speech and test aids? Are they compatible with screen readers?

With the exception of K-2 tests and Accessible tests, all practice tests have the zoom, highlighter and eraser, line reader, and notepad test aids available. Applicable test items may also have the answer eliminator, calculator, ruler, or protractor test aids available. You can enable text-to-speech when setting up the practice test.

To use the practice test with a screen reader, select the practice test labeled "accessible".

Are there other resources available to help prepare students for MAP testing?

You can access the [Student Resources](#) page from the MAP test session log in page or directly at <http://studentresources.nwea.org> in a supported web browser. It has videos introducing MAP to students, and for 2+ assessments, it has videos describing how to use the test tool bar. For details, see [About the Student Resources page](#).