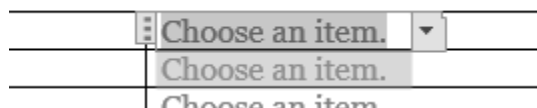
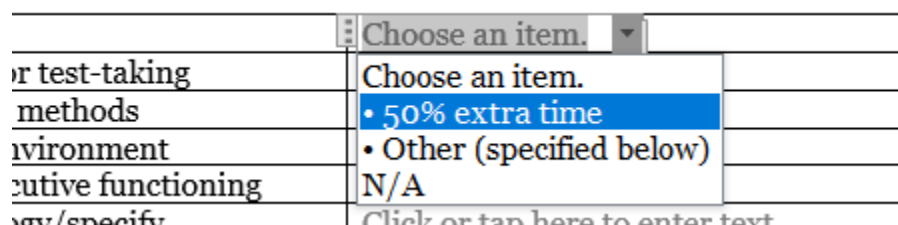


Navigating the Drop-Down Menu to Select Accommodations:

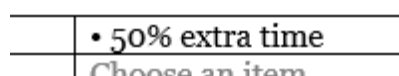
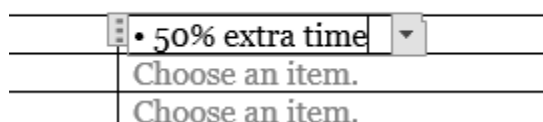
Step 1: click the text “Choose an item.” This will highlight the text grey and a box with a downward arrow will appear.



Step 2: Click the downward arrow and select an accommodation.

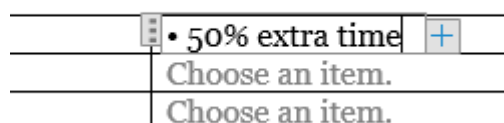
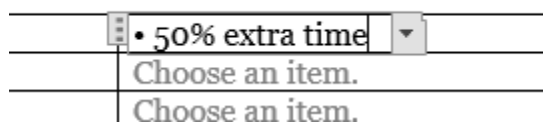


You will get one accommodation selection. If you click anywhere on the screen after making your selection it will show up in the appropriate box.



To select more accommodations, proceed to step 3.

Step 3: Click the right arrow key on your keyboard to get a “+” sign to add additional options.



Another drop-down menu will appear for you to add additional accommodations.

