



Catholic Schools
A Faith-Based Education
that Lasts a Lifetime

2022-23
School Resources



Click, Learn, and Share NWEA Map Growth Resources

Principals

- [NWEA research homepage](#)
- [NWEA Resource Center](#)
- [Data visualizations of MAP Growth data](#)

Teachers

- [Teacher Toolkit](#)
- [Videos on managing a test session](#)
- [Instructional connections homepage](#)
- [NWEA reports portfolios](#)
- [Show of Hands – a teacher focused newsletter](#)

Assessment Tech Coordinators and Data Administrators

- [MAP Coordinator Toolkit](#)
- [Knowledge article homepage](#)
- [Videos that help with importing rosters and program management](#)
- [Videos that help prepare schools for testing](#)
- [Videos for managing a test session](#)
- [Instructional connections homepage](#)

Parents / Community Members

- [Family toolkit](#)
- [Video – “What is MAP Growth”](#)
- [Video – “MAP Reading Fluency Student Experience”](#)
- [Blog post – “Sharing assessment data with parents just got simpler”](#)
- [Fact Sheet – “Family guide to MAP Growth”](#)

NWEA Product Fact Sheets

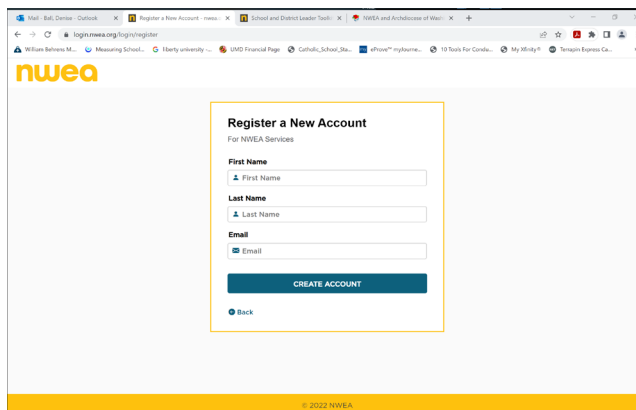
- [MAP Growth](#)
- [MAP Reading Fluency](#)
- [MAP Accelerator](#)
- [School Improvement](#)
- [MAP Spanish](#)
- [RIT Score](#)
- [Normative data RIT Scores](#)
- [Knowledge article – “What is the RIT scale?”](#)
- [RIT Reference charts](#)
- [RIT 101 – \(58-minute video\)](#)

NWEA Map Growth Basic Courses

Step 1:

Visit www.login.nwea.org/login/register

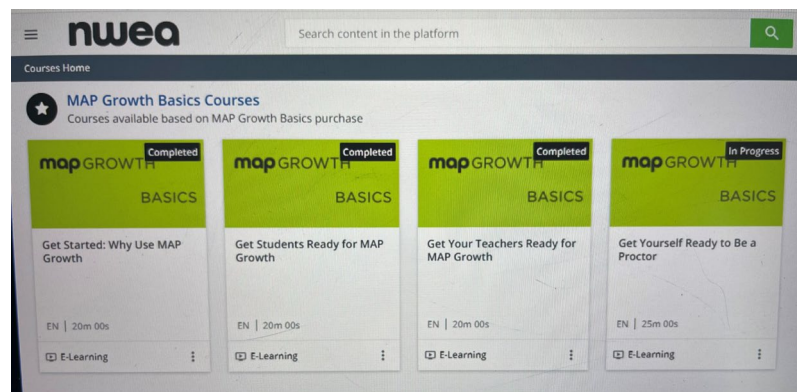
Note: Use must use school email



The screenshot shows the NWEA registration page. The header features the NWEA logo. The main content area is titled "Register a New Account For NWEA Services". It contains a form with fields for "First Name", "Last Name", and "Email". Below the form is a blue "CREATE ACCOUNT" button and a "Back" link. The footer includes the copyright notice "© 2022 NWEA".

Step 2:

Check your school email. NWEA will send a verification email. Verify email.

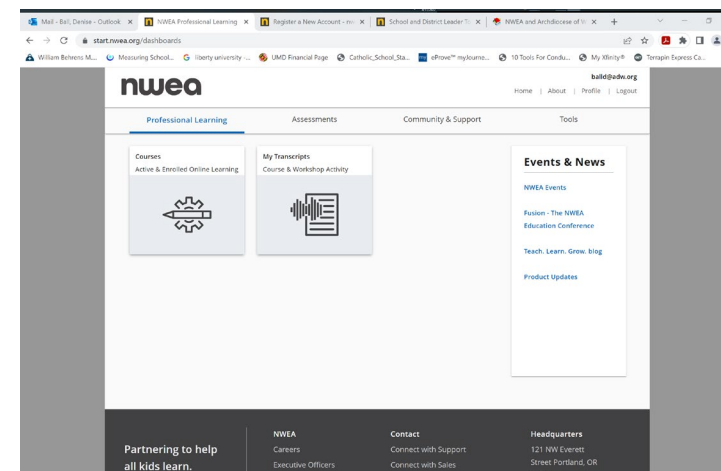


The screenshot displays the "Courses Home" page for NWEA. At the top, there is a search bar and a navigation menu. The main heading is "MAP Growth Basics Courses" with a sub-heading "Courses available based on MAP Growth Basics purchase". Below this, there are four course cards. Each card has a green header with the "mapGROWTH" logo and a status indicator: "Completed" for the first three and "In Progress" for the last. The course titles are "Get Started: Why Use MAP Growth", "Get Students Ready for MAP Growth", "Get Your Teachers Ready for MAP Growth", and "Get Yourself Ready to Be a Proctor". Each card also shows the duration (e.g., "EN | 20m 00s") and "E-Learning" status.

Step 3:

Click on the *Courses* tab.

Note: Once a teacher clicks courses, it could take 24 hours to populate courses in the teacher's NWEA training account. It is recommended that teachers are provided this information 24-48 hours in advance of any PD to ensure courses are populated in the system.



The screenshot shows the NWEA dashboard. The header includes the NWEA logo and navigation links for "Home", "About", "Profile", and "Logout". The main navigation bar has tabs for "Professional Learning", "Assessments", "Community & Support", and "Tools". The dashboard is divided into several sections: "Courses" (Active & Enrolled Online Learning), "My Transcripts" (Course & Workshop Activity), and "Events & News" (NWEA Events, Fusion: The NWEA Education Conference, Teach. Learn. Grow. blog, Product Updates). The footer contains contact information and the NWEA logo.