



DATA PROFILE

2023-2024



CATHOLIC SCHOOLS BY THE NUMBERS

- 90** Catholic Schools in the Archdiocese of Washington
- 52** Archdiocesan Elementary Schools (PreK/K-8)
- 7** Archdiocesan Early Learning Centers
- 2** Archdiocesan High Schools
- 13** Independent Elementary Schools (PreK/K-8)
- 16** Independent Catholic High Schools

OVERALL ENROLLMENT

- 26,255** Total enrollment-All ADW Catholic Schools
- 87.56%** Elementary School Retention Rate
- 71%** 8th Grade Students Matriculated into a Catholic High School



OVERALL ENROLLMENT SUMMARY BY RELIGION, ETHNICITY AND RACE

- 62%** Catholic **38%** Non-Catholic **16%** Hispanic **84%** Non Hispanic
- 4%** Asian **27%** Black **48%** White **20%** Two or More Races
- 92%** Lay Staff **8%** Non-Lay Staff **3,557** Full Time Staff

TUITION ASSISTANCE BY THE NUMBERS

- 2,494** Elementary School students received Archdiocesan Tuition Assistance
- \$1,022** Average Elementary School Award Amount
- 1,171** High School Students received Archdiocesan Tuition Assistance
- \$882** Average High School Award Amount
- \$4.7M** Total Archdiocesan Tuition Assistance



PUBLIC FUNDS SAVED

\$306,328,189 in Maryland **\$131,514,390** in the District of Columbia

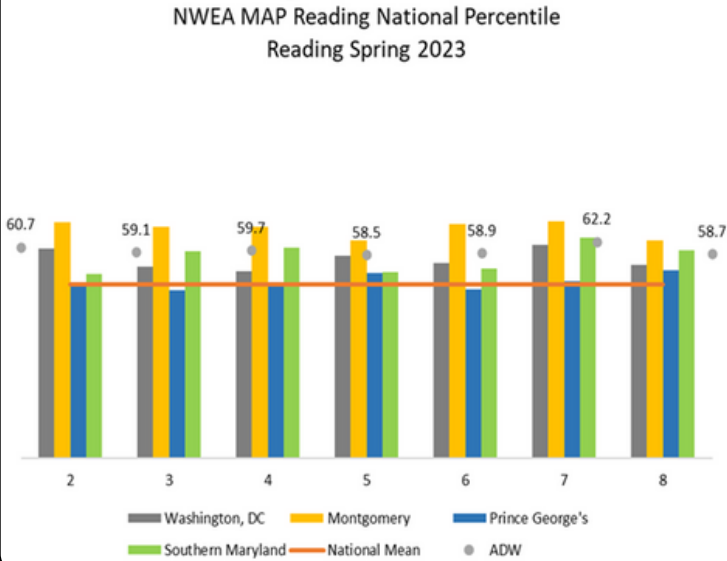
OUR FUNDED STUDENTS

622 Maryland Students (BOOST) **1,162** DC Students (OSP)

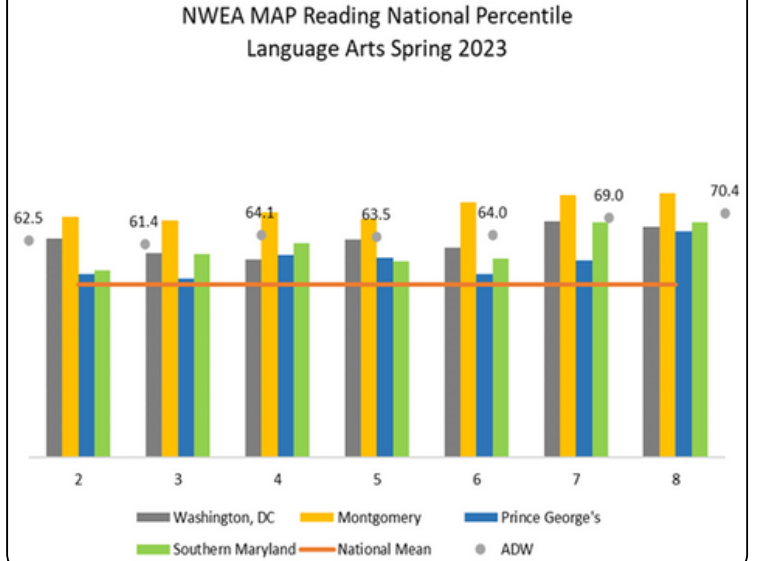
OUR PUBLIC SOURCE OF FUNDING

\$1,960,536 MD BOOST **\$13,847,218** DC OSP
\$2,661,899 Title I, Title II, and Title III

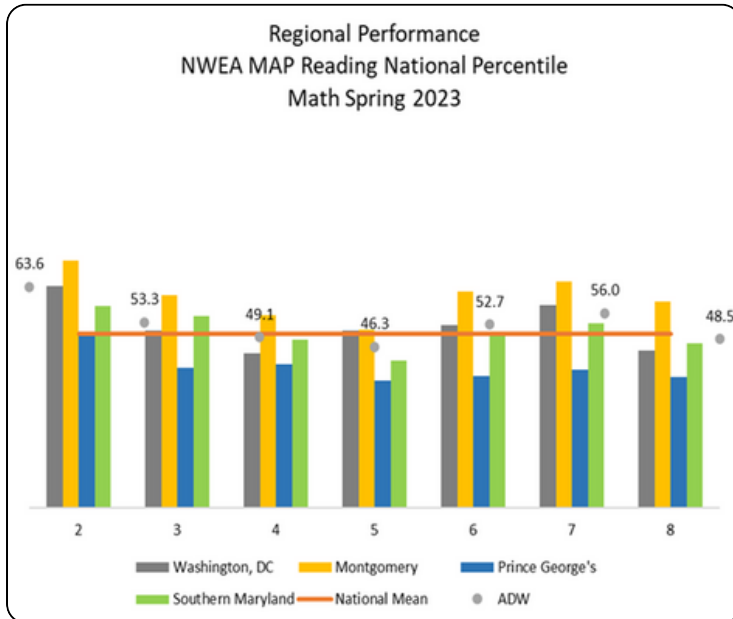
Regional Performance
NWEA MAP Reading National Percentile
Reading Spring 2023



Regional Performance
NWEA MAP Reading National Percentile
Language Arts Spring 2023



Regional Performance
NWEA MAP Reading National Percentile
Math Spring 2023



DATA PROFILE

2023-2024